

WHISTLEBLOWER

THE NEWSLETTER OF THE FARNHAM & DISTRICT MODEL RAILWAY CLUB

6 September 2020 – Special Edition No 13

EDITORIAL

This 13th Special Edition of Whistleblower signifies that 6 months have passed since our lockdown measures started. Thankfully, for most of us the lockdown has passed and a new “normality” is now emerging. For the Club, we have now started the 3 weekly cycle of meeting up in the Wrecclesham Community Centre with the OO Group getting together earlier this week. Next week it is O Group followed by N Gauge and P4 for Week 3. For info, I have attached the rules that need to be applied when using the Clubhouse, in case anyone missed them last time round.

Julian Evison has organised the next Zoom Session for 1500 today, Sunday 6 September; please note that the log in procedure has altered slightly as Julian explains in his message below. Additionally, the Secretary has provided an updated Club Diary covering the remainder of 2020 and, using his crystal ball, has projected forward into 2022.

The Secretary has also produced a list of the benefits enjoyed by Club Members, as well as enjoying the fellowship of our fine body of folk. Whilst not all take advantage of everything listed, the aim is to inform on what membership includes. Andrew would welcome feedback on the list from **ALL** members **before** Mon-14-Sep-2020; please send your comments to: Andrew@Proj-X.co.uk or to his alternate address AndrewWrobel@icloud.com.

I shall be in the Lake District when the next issue of Whistleblower is due, so it will probably be delayed until Wednesday 23 September. That said, please keep the articles flowing in.

Jon Faulconer

CHAIRMAN'S NOTES

At last, we are back in the Club albeit not quite as before, but at least we are back. The OO Group started us off this week and I am pleased to report that all worked exactly as according to plan. It was a bit frustrating not to be able to resort to the kettle every now and again but we were all warned that it would be out of use and so to bring our own drinks. **It's probably worth reiterating to the rest of the groups that you will need to bring your own drink while at the Club.**

I look forward to seeing as many as possible over the next few weeks as the other groups return. Do please remember that we need your feedback for the Committee Meeting on September 17th to help us plan for the next period or two.

As some of you may know, Robin Baker suffered a heart attack on Tuesday September 1st. He is currently in Frimley Park Hospital and is going to have a major operation shortly. He will then be recovering for around six weeks although probably not at home. We will keep you all posted on Robin's progress but in the meantime, I know you will join me in wishing him a speedy recovery and return to the fold. David Harrington has been in touch with Robin directly and I have asked him to pass on our warm wishes to the patient.

Richard Puddephatt

CLUB ZOOM MEETING – Julian Evison

Topic: F&DMRC Virtual Meeting

Time: Sep 6, 2020 15:00 London

Join Zoom Meeting

<https://us02web.zoom.us/j/7862331543?pwd=WXpIK1FDMXlrYU5wSEp5KzdObEt6QT09>

Meeting ID: 786 233 1543

Passcode: 009

Dial by your location

+44 203 481 5237 United Kingdom

+44 203 481 5240 United Kingdom

+44 203 901 7895 United Kingdom

+44 131 460 1196 United Kingdom

+44 203 051 2874 United Kingdom

Meeting ID: 786 233 1543

Passcode: 009

Find your local number: <https://us02web.zoom.us/u/kE75IGMax>

A couple of things to note:

1. Those without computer access can now dial into the call for access (but obviously no video feed!)
2. **The password has changed to '009'** (that is zero zero nine) so that it is easily entered on a phone key pad. (The old password 'Farnham' will no longer work.)
3. Time is now unlimited so we don't get kicked out every 40 minutes.

if you do want to use the phone to dial in, use one of the numbers above. You will be asked for the meeting ID which is 786 233 1543, then press #. You will be asked for the participant ID, just press #. You will then be asked for the passcode which is 009.

HAZELBURY REOPENS THE CLUB – Alex Holt

On Wednesday 2nd September, the OO Group reopened the Clubhouse in the Wrecchlesham Community Centre. Below are some of the excellent photos that Alex took of his stock on Hazlebury. More of Alex's photos can be seen on Farnhammrc@groups.io



CLUB BENEFITS – Andrew Wrobel

Originally each had an approximate £ value, some into £100s. However, these have been removed since not all may apply. Each current & prospective member needs to judge.

- 1) Meetings at Community Centre on ~ 50 Wednesday afternoons & evenings - these involve layout creation, revisions & upgrades and running, to test/running tracks &/or exhibition layouts. Groups have priority on 1 in 4 weeks, though this may exceptionally vary. Benefits: Creativity, Learning, Fun;
- 2) Occasional weekend booking - to prepare for Exhibitions or progressing developments or 'Open days' sharing our layouts with the public & enthusiasts. Extra Hall hire cost;
- 3) 24/7/52 rental of a Clubroom, available for use by any 2+ members [H&S requirement]. This provides a personal work area, escape-time, expertise sharing in a smaller group. The Basement has storage for Club (not member) layouts;
- 4) Insurance of Group layouts (incl. transit) and personal indemnity insurance for Committee Members;
- 5) Tools and equipment for common usage and loan;
- 6) Free attendance at Club's Annual Show (Sat & Sun) [unless cancelled due to exceptional circumstances - only 2020 so far]. Provides free access to all the layouts, trade stands and experts; plus, social drink on both days after Show-closure;
- 7) Access to at least 3 national monthly modelling magazines;
- 8) Receipt of 'Whistleblower' newsletter every month (though during pandemic fortnightly); Access to members' area of Club website with historic articles, etc.; access to information-sharing site;
- 9) Access to advice and actual help in many railway modelling areas of expertise (some members have expertise recognised at a national level);
- 10) ~2 guest speakers per year (incurring moderate speaker & travel costs) who provide insights and expertise [e.g. Revolution Trains];
- 11) Opportunity to exhibit one of our layouts at ~3-5 Shows/Exhibitions per year per group around the UK. [Travel & accommodation are paid for by the inviting body]. Free access to all the layouts, trade stands and experts.

Notes:

Each Group within the Club builds and operates at least one layout (usually an exhibition standard layout plus a portable test track, both stored in the basement). These layouts are paid for out of profits from our annual exhibition. All rolling stock is owned by individual members. The exception to this is the OO9 Group, whose members own both their boards and the rolling stock. OO9 boards are not stored on club premises, but are covered by club insurance when they are at exhibitions, etc.

The social aspect is important, e.g. 'Gentlemen's Days Out' to heritage lines, museums, places not accessible to others [in 2019, the Peco factory]. A small 'fine dining' subgroup attend the local pub each Wednesday lunchtime; Annual Christmas Dinner (& quiz) for Members & partners.

Ed's Note: Please provide Andrew with feedback to Andrew@Proj-X.co.uk or to his alternate address AndrewWrobel@icloud.com.

SCRATCH BUILD SCALE TEST CAR – Robert Strachan

Whilst searching for unusual ATSF locomotives and cars, I discovered this curiosity.



A car for calibrating railroad scales. This car is calibrated to 100,000 pounds, and the taller, central housing contains a large generator and hydraulic components to lower four "feet" to lift the wheels off the rails (That is my suspicion anyway. Finding complete details about it is extremely difficult).



I decided to give building one a go. A fellow ATSF modeller happened to have a rough blueprint of one of these, and scanned it for me. It gave me some of the dimensions, but a lot of it I had to guess.

I found an old 40ft gondola chassis, and this became the base. The main structure was built from 3mm dalerboard, also known as art card.

I used Squadron Green Putty to smooth out the square edges and gave it a test coat of grey.



The details for the access doors were added using thick paper, the handrails and footsteps were made out of florist wire, but these were later replaced with much thinner wire.

Once completed, I then had to source decals. Speaking to a group of ATSF modellers, one of the members had built one of these and had also commissioned custom decals for it. He passed me the company's details, based in Canada, and an order was placed.



It requires some light weathering, but I'm proud to have a unique and rarely spotted piece of rolling stock to roll out from time to time.

LOCO WHEEL CLEANING FOR BEGINNERS – David Harrington

At an N-Gauge running session recently, one or two locos progressed either not at all or in leaps and bounds. That led to a short demo of the various tools and techniques used in the art of cleaning wheels which, in turn, caused a discussion of the pros and cons of each method. Your Editor thought it might be a good idea to summarise the discussion in these pages.


Method 1 is a cheap and cheerful application of an old suede brush to the wheel rims. It's done without applying power so you can address only that small segment of each wheel that's exposed. You will have to apply enough power to turn the wheels to expose a different segment.



Pros – very cheap and gets the wheels clean (eventually)

Cons – clumsy, imprecise and time consuming. Has potential to damage paintwork if used vigorously.

Method 2 involves the use of a PECO two-part device, in red plastic. One part is a thin, linear wire brush, the other is a sort of scraper. Each has a lead attached which you connect to a power supply. You hold the loco securely upside down with one pair of hands while applying the wire brush to the wheels on one side with your remaining right hand and, with your spare left hand the scraper thing to a suitable point on the left set of wheels. At the third or fourth try the wheels will revolve, the brush will shift some of the muck so long as it's still in contact and, if you haven't dropped the loco, you can shift hands and clean the other wheelset.



Pros – cheap

Cons – nasty and not very effective unless you're a conjurer.


Method 3 is a more stable version of Method 2. It's a neat Minatrix gadget that (if you've bought the right gauge) sits on the rails and transfers power up to the parallel rows of wire brushes on the top surface. The loco sits on these brushes. When you apply power the wheels rotate as fast as you like and, given that you've remembered to keep a firm grip on the loco, it will sit there happily having its wheels seen to with minimum fuss.



Pros – effective. Easy to use direct on the layout.

Cons – relatively expensive and will clean only those wheels that are driven. Depends on good electrical contact with the track. Other wheels that might have pickups attached will not be cleaned.

Method 4 is further up the sophistication scale. It's a Gaugemaster device consisting of two parallel abrasion tracks about 15 cm long and set to your gauge. Each track is connected to your power source via croc clips. You place the loco on the twin tracks and turn the wick up. Keep a firm grasp of the loco or else it will project itself horizontally. As in Method 3 it will clean only the driven wheels.



Pros – effective, once it gets going. Easy to use.

Cons – relatively expensive and if the wheels are very dirty there is no initial contact with the strips and so the loco won't run. In any case it will clean only those wheels that are driven.

Method 5. Hold the loco upside down in one hand and rub a fibreglass pen over that part of the wheel rims you can see. It's rewarding in that you can see the wheel rims turning before your eyes from brassy or even black into bright shiny steel surfaces.



Pros – very cheap and arguably the most effective method. Easy cleaning of the non-driven wheels.

Cons – not as severe as Method 1. You still need to expose the unclean wheel segments by applying power. Laborious and time consuming.

Whatever method suits you, you'll probably still want to apply a little IPA with a cotton bud after using any abrasive method. And remember – a dirty track means dirty wheels on all your locos and rolling stock.

WEATHERING – Jimbo Edwards

I was looking at my steam locomotives and thought that they looked a little too clean. So I looked on YouTube to see how to weather them without an air brush. I found on the Humbrol channel how to use their weathering powders using water and decal fix. This method gives the beginner a chance to have a go at weathering without messing it up. If you don't like the way it looks you can dampen a brush or a cotton bud and remove or rework the powders. So, over a number of evenings I gave it a try.



AND THIS TIME A PUZZLE – Mike Le Marie

Model Railway Manufacturers

Herewith a nasty Word Search puzzle to keep members occupied. All the words are model railway manufacturers listed below and are embedded in the puzzle on the next page:

ACCURASCALE
BACHMANN
GRAHAMFARISH
JOUEF
MAINLINE
REVOLUTION

AIRFIX
DAPOL
HORNBY
LIMA
PARKSIDEDUNDAS
TOMIX

ARNOLD
FLEISCHMANN
IBERTREN
LIONEL
PECO
TRIANG

J N O M K Z E M T V L I U A N M V D Y T
 U O N L A Q L X O I U V O O R K Q L J S
 K P U A Y I X G M Z X X I O C E P O Z V
 U F F E M T N A I I D T D G J A H N Y K
 P D E E F H I L X Y U B B L R T F R U Q
 Z G T L L U C O I L S I O K B Z H A J U
 O L R A Y E F S O N J M S Z V O E L E S
 L U C C I O N V I H E I R X O Y L B G Y
 R X F S T I E O O E D Z Z S W I Y P E B
 Y N U A B R R R I E L I P E W K R I M L
 I G V R M C N S D L Q F W W R W Y N L U
 B U G U O B U U H S I R A F M A H A R G
 E D P C Y T N G S E I B A C H M A N N C
 R K C C P D N D A P O L I S K N P H R R
 T F F A A A T I Z H V J I C B Y E Z G B
 R U J S I Z R T H V R Q J T X I F R I A
 E N I R T D W F P M N D J Z T T A T M J
 N U T W I R Q D G Y W N Z J Y P J U K I
 A M L B L K H W C N E Y W K H N U G F Q
 A X K T Z I C X Z F J U P U K N Z D F B

Note: Mike has been particularly devious in that the words can run in any direction ie up, down, across, backwards and at an angle. A few words will share a common letter.

Good luck

Re-Opening the 'Farnham & District Model Railway Club'

The Club will re-open on a 3-weekly cycle starting Wednesday 2 September, initially as follows:
Week-1 'OO'; Week-2 'O' & '009'; Week-3 'N' & 'P4'.

Members attending on 'their' Wednesday will also have **exclusive** use of the clubroom and the basement. **In other words, if it is not 'your' Wednesday, do not attend the Club.**

All attendees **MUST** enter their details on the 'Track & Trace Form' held by the Group Leader (or deputy). This Form confirms compliance with Farnham Town Council's Risk Assessment for Wrecclesham Community Centre AND the Club's Covid-19 Rules [these will both be posted on the Hall and the Clubroom doors].

Club's Covid-19 Rules (applicable to all who use the main hall, clubroom and basement):

- a) Do **NOT** attend if you or your household has symptoms;
- b) Report to your Group Leader (or Deputy) if you later feel unwell;
- c) If you wish to use the main hall, come to the Club only on your Group's Wednesday;
- d) So far as possible, bring your own tools and materials. Use of the Club's tools must be followed by sanitising where handled;
- e) Other than the Toilets, do **NOT** use the Centre's small rooms, they are out-of-bounds;
- f) Bring your own cup, food, cutlery and drinks – there is to be no communal use or sharing of coffee, tea, biscuits, cake, etc.;
- g) Observe the 2m distance rule;
- h) Wear a mask or face-covering at your discretion – however, a face-covering is **mandatory** when in the Basement or using the Basement staircase. Avoid passing on the staircase;
- i) Wash hands regularly or use hand sanitizer – both will be provided by the Club;
- j) Help clean and sanitise tables, chairs, handles, surfaces **both at the beginning and at the end** of a session. When first entering and finally leaving the Centre, the handles on main door, alarm cupboard and Hall must be anti-virus sprayed. Similar spraying must take place immediately after use of a toilet (seat and door handles). The Club will provide materials;
- k) Desks in the clubroom have been re-positioned and marked-off. No more than 6 people should be in the Clubroom at any one time – ideally there should be minimal changing of persons using the room. This applies during Wednesday sessions AND at any other time.
- l) In 2 sessions of the 3-week cycle there is the possibility of two groups wanting to access the Basement. In such cases only one Group at a time should occupy the basement and its access areas.

Using the Clubroom for days other than Wednesdays

It is a long-term safety rule of the Club that use of the Clubroom requires 2 or more persons to be present. One of them **must** be a recognised (WCC advised) key-holder (and alarm user). The general rules above **must** be observed.

Clubroom Booking To ensure fair use, the Secretary should be spoken to 24hrs beforehand of a desire to use the Clubroom or basement. If there is a conflict, the more regular user will give-way.

If another organisation is using the Hall

I.e. Wednesday before 14:00 or if not Wednesday & you are using the Clubroom:

- they **must** be notified of Club presence and advised that toilets may be used and will be immediately anti-virus sprayed;
- access **must** be via the rear-doors;
- shared communication will be vital to ensure proper setting of the Centre's alarm system.

Notes:

1. No-one should feel pressured to come back until they feel comfortable: it's a personal decision. The Club will at present continue to provide support, advice and engagement via extra 'Whistleblower', Zoom meetings, group virtual meetings, garden meetings, etc.
2. Members of the Executive Committee will act as 'Safety Officer' and conduct random checks. They have the right to report & close-down a session.

F&DMRC DIARY

Recent changes in **yellow**. Running starts at **14:00** in WCC (Wrecclesham Community Centre) Hall.

Heading 'Run'g' = Priority use of Hall from 2pm; ALSO Tidy/vacuum Club Room AND Lock up

DIARY 2020 – ALL may change if vaccine available		
Date	Run'g	Event / Layout at Exhibition/Show
Wednesdays: Clubroom available from ~09:00 [use rear entrance]; Hall from 14:00.		
Wed 02 Sep	OO	Re-start of Club [3-weekly cycle]
Wed 09 Sep	O / 009	2 nd week of 3-week cycle
Wed 16 Sep	N + OO	3 rd week of 3-week cycle [some members of 'OO' will attend in Hall, priority in Clubroom is 'N']
Wed 23 Sep	OO	4 th week of 3-week cycle
Wed 30 Sep	O / 009	5 th week
Wed 07 Oct	N / P4	6 th week [P4 group may not attend]
Sat 10 & Sun 11 Oct	--	F&DMRC Annual Club Show, Aldershot CANCELLED
Wed 14 Oct	OO	7 th week
Wed 21 Oct	O / 009	
Wed 28 Oct	N / P4	
Mon 01 Nov	--	Start of new Club Year [fees due]
Wed 04 Nov	OO	
Wed 11 Nov	O / 009	
Wed 18 Nov	N / P4	
Wed 25 Nov	OO	Final date for submission, in writing, of AGM Agenda items to Secretary, viz. at least 14 days prior to AGM.
Wed 02 Dec	O / 009	
Wed 09 Dec	N / P4	AGM at 19:30 via Zoom (to help co-ordination, Executive may all be in Secretary's garage !!) [within 2 months of Club's year-end, for paid-up 'Full' members]
Wed 16 Dec	OO	Christmas Club Dinner (optional) CANCELLED
Wed 23 Dec	O / 009	Last Club Day of the year

DIARY 2021 – ALL are subject to change / cancellation		
Date	Run'g	Event / Layout at Exhibition/Show
Wed 06 Jan	N / P4	1 st Club Day of the New Year
Wed 13 Jan	OO	
Wed 20 Jan	O / 009	
Wed 27 Jan	N / P4	
More to be added		<i>The following are known about events / Shows</i>
Sat 06 & Sun 07 Feb	--	Wickwar (N): Alton CANCELLED by organisers
Mon 03 May	--	Early May Bank Holiday – usually a Group Open Day
Mon 31 May	--	Spring Bank Holiday – usually a Group Open Day

Sat 12 OR Sun 13 Jun	--	Farnham OO9 Show (other Clubs invited): WCC
Sat 26 & Sun 27 Jun	--	Wickwar (N): Perth Show
Sat 09 & Sun 10 Oct	ALL	F&DMRC Annual Club Show , Aldershot [Most of the layouts that were invited for 2020 will be attending in 2021 instead.]
Wed 15 Dec		Christmas Club Dinner (optional) 18:30 for 19:00 @ The Mill House, Odiham
Wed 22 Dec		Last Club Day of the year

DIARY 2022 – ALL are subject to change / cancellation

<i>Date</i>	<i>Run'g</i>	<i>Event / Layout at Exhibition/Show</i>
Sat 05 & Sun 06 Feb	--	Wickwar (N): Alton
??		Brixcombe at a show